

ICE OR COPS

HERE'S HOW TO TELL
THE DIFFERENCE

WESTERN WA EDITION



THINK YOU JUST SAW ICE?

Stop and read this guide

With ICE activity escalating in the Seattle suburbs, ICE sightings are on the rise—but so are false alarms.

It's easy to mistake local police for ICE. Bad information can be more harmful than no information, creating noise and panic, which is why we created this guide to help you correctly identify agents in the wild.

DIVEST  SPD



TACTICAL

Federal SWAT units (BORTAC/SRT) wear military-style camouflage and are usually masked.

Local SWAT generally wear solid-colored fatigues. They may also have nametags, badges and bodycams



ICE agents may wear generic "POLICE," "FEDERAL AGENT" or "ICE" markings coupled with front or back patches signifying their division: ERO or HSI



Enforcement and Removal Operations (ERO)
is primarily responsible for civil immigration enforcement and deportation

Homeland Security Investigations (HSI)
conducts criminal investigations but may be present for removals

Plainclothes police will often have back patches with their department and unit.



PLAINCLOTHES

ICE removal (ERO) agents do not wear uniforms, so they are easily confused with...

...plainclothes cops. Distinguish them by badges, masks, patches and vests



BALACLAVA/
SKI MASK

NO MASK

DESERT/OLIVE
PLATE CARRIER

ROUNDED GOLD
DHS/ICE BADGE

NAVY
VEST

POLICE PATCH

SILVER
BADGE

POLICE
FEDERAL OFFICER

NAMETAG

FEDERAL OFFICER
POLICE PATCH

VERTICAL
ERO PATCH

BODY
CAM




City, County, and State SWAT team patches



Patches worn by Border Patrol Tactical (BORTAC) and Special Response Teams (SRT)



Regional SRT Patches



UNIFORMED

Customs and Border Protection (CBP) agents may wear solid green uniforms, camo helmets, and masks.

Patches have yellow lettering. Badges are gold.

Local police wear black or navy uniforms with matching vests and marked gear.

Police wear numbered badges and nametags, and most have bodycams



BORDER
PATROL PATCH

GREEN UNIFORM/
PLATE CARRIER

GOLD CBP/DHS
BADGE

YELLOW
POLICE PATCH



DEPARTMENT
PATCH

"POLICE" PATCH

NAMETAG

NUMBERED



ICE/CBP VEHICLES


ICE agents performing abductions typically operate in unmarked, late-model SUVs and sedans from domestic manufacturers: Ford, Chevy, Dodge, GMC.

They may be rentals with swapped plates, out-of-state plates, or no plates. They will often have tinted windows and temporary emergency equipment, not built-in.

UNMARKED



MARKED



POLICE VEHICLES

Local police agencies almost exclusively use Ford as their fleet provider, and most police vehicles will be Police Interceptor SUVs (modeled on the Explorer) or Ford Transit vans

Some undercover or plainclothes officers may use seized vehicles of different makes. Check the license plate for “XMT” to quickly identify the vehicle as a WA cop.

UNMARKED



MARKED



QUICK REFERENCE

ICE/CBP

- Military-coded colors: desert, olive, camo
- Balaclava or ski mask
- ICE, ERO, HSI, DHS, CBP patches.
- Gold DHS badges or gray badge patches
- No personal identifiers

POLICE/SHERIFF

- Police-coded colors: solid navy, black, or gray
- No mask
- Department and unit patches
- Silver or bronze police badges
- Nametags and numbered badges

NOTE: ICE agents are increasingly using generic "POLICE" and "FEDERAL AGENT" patches to conceal their identities, and the patches worn vary greatly from agent to agent. They may also wear black or navy vests, but police in WA state will almost never mask. Photograph all badges and patches to definitively identify them.



TIPS FOR DOCUMENTING ICE ACTIVITY

1. **Take a deep breath.** Your first instinct might be to get something out as quickly as possible. You may feel excitement, adrenaline, or fear, and in a rush, send out shaky or blurry photos. Slow down and take your time.
2. **Determine your phone's camera range.** Use the "Magnifier" app on your phone to see if you can make out the patches and badges from where you're standing. If not, get closer.
3. **Change your camera settings to the highest resolution.**
4. **Get as close as you feel comfortable,** preferably within the range where the patches are legible.
5. **Take multiple pictures of each suspected agent.** Photograph them from the front and the back. Get clear shots of their badges, patches, and weapons.
6. **Take pictures of all vehicles you believe are related to the operation,** including the abductee's vehicle, any vehicles agents are riding in, entering, or exiting, and any Ford Transit vans in the area.



If you see ICE, remember to SALUTE

S**SIZE/STRENGTH:** Number of officers

"There are three ERO agents and two SPD observing."

A**ACTIVITY:** What they are doing

"ICE just took one man into custody."

L**LOCATION/DIRECTION**

"Just left the Lowes on Rainier. Heading south on MLK."

U**UNIFORM:** Clothes, vests, etc.


"Olive plate-carriers with ERO markings"

T**TIME & DATE**

"It was around 2:15 pm on Feb. 9"

E**EQUIPMENT:** Vehicles & weapons

"They're in a Chevy Tahoe and one had an AR-15"



SHARE ICE SIGHTINGS TO

Superfamilia

IG:superfamilia_kc

DivestSPD

@divestspd on IG, Twitter, Bluesky, Mastodon

The Burner

IG:theburnerseattle

Please include **pictures** and **SALUTE** information with all reports to speed up verification.

