

CITY OF SHORELINE
ANNUAL POLICE SERVICE REPORT
2017



Provided for the Residents by:

CHIEF SHAWN LEDFORD, CITY OF SHORELINE POLICE DEPARTMENT
1206 N. 185th St.
Shoreline, WA 98133
(206) 801-2710
pd@ci.shoreline.wa.us

City of Shoreline Administration

MAYOR	Will Hall
DEPUTY MAYOR	Jesse Salomon
COUNCIL MEMBERS	Susan Chang Doris McConnell Keith McGlashan Chris Roberts Keith Scully
CITY MANAGER	Debbie Tarry
CHIEF OF POLICE	Shawn Ledford



From Your Police Chief

Dear Shoreline Residents,

It's my pleasure to present the Shoreline Police Department's 2017 service delivery report. Shoreline continues to be a safe community; over the past three years, Part-1 crime (violent crime) has remained at its lowest level since incorporation. Shoreline Police Department works hard to support the City Council's goal for public safety. Our department will continue to focus on property crime and crime prevention. Last year Community Outreach Officer Paula Bates conducted 76 community meetings that focused on crime prevention.



Partnering with the community to continually build trust is paramount in keeping residents safe. Shoreline Police depend on you to call 911 immediately when you notice suspicious activity in your neighborhood. We are the ones who should check to determine if it's legitimate business or a crime in progress. In 2017 burglaries increased slightly at (+2%) and were (-14%) below the five year average. Car prowls increased (+10%) and auto thefts were down (-7%). In 2017 detectives arrested and/or charged 31 suspects for burglaries committed in Shoreline. For a non-violent offense property crime, defendants are often released from jail or don't get significant jail time. It's important to take steps to reduce the chances of becoming a victim of a property crime. For more information on Shoreline Watch, crime prevention and/or a home security analysis, please contact Officer Paula Bates at paula.bates@kingcounty.gov.

The Shoreline Police Department follows LEED principals; Listen and Explain with Equity and Dignity. We pride ourselves in striving to be fair and objective in all our interactions with the community. At the beginning of each school year, Shoreline PD officers and City Manager Debbie Tarry meet with the Shorecrest and Shorewood High School's Black Students Unions. There are legitimate concerns from what has occurred on national levels, making it essential that police build relationships with all members of the community to better understand their issues and concerns. Shoreline Police continued with Nurturing Trust workshops to build a relationship and trust with the Hispanic/Latino community. The workshops are geared towards parents and provide information on teen suicide, bullying, parental discipline, narcotics and other relevant topics.

The Shoreline Police Department has a staff of 52 full-time employees. In 2017 our department had over 31,000 police related contacts. Officers responded to 16,309 dispatched calls for service, initiated 14,758 contacts, and made 1,426 arrests. It's an honor to serve as your police chief. The Shoreline Police Department is committed to keeping you and your family safe.

Respectfully,
Shawn V. Ledford
Police Chief, City of Shoreline

About

City of Shoreline Administration 2
 From Your Police Chief 3
 About the Annual Police Service Report..... 5
 Shoreline Police Department Mission, Goals, & Core Values..... 5
 City of Shoreline Patrol Districts 6

Section 1: Police Service Highlights

City Cost Comparison 8
 Shoreline’s Crime Rate..... 9
 Part I Violent Crimes against People 10
 Part I Non-Violent Crimes against Property 11
 Traffic and Automobile Incident Information 12
 Shoreline Police Department Traffic Programs 13
 Part I & II Cases Closed by Arrest..... 14
 Adult and Juvenile Charges and Arrests 14
 Calls for Police Assistance 15
 Response Times to High Priority Calls 16
 Commissioned Officers per 1,000 Residents 17
 Dispatched Calls for Service (DCFS) per Patrol Officer 17
 Costs of Police Services per Capita..... 18
 Cost per \$1,000 of Assessed Real Property Value..... 18

Section 2: Police Service Data

Crime Summary 20



About the Annual Police Service Report

The Annual Police Service Report contains information on the service efforts and accomplishments of the Shoreline Police Department to support its mission, goals, and objectives.

The goal of the report is to keep the City of Shoreline residents, staff, administrators and elected officials informed of police service and crime activity in the city. The report is produced by the City of Shoreline Police Department in partnership with the King County Sheriff's Office (KCSO) Research, Planning and Informational Services and Contracts Units. Questions about the report can be directed to the Shoreline Chief of Police.

The Police Service Highlights section gives a narrative of police efforts and year-to-year comparisons of selected crime and police service data.

The Police Service Data section provides further detailed crime and police service data. Please note that numbers in this section may differ slightly from numbers in the Police Services Highlights due to collection from several sources and in some cases rounding up.

Shoreline Police Department Mission, Goals, & Core Values

Mission

The mission of the Shoreline Police Department is to prevent crime and create an environment where people feel safe, while providing quality, professional law enforcement services designed to improve public safety.

Core Values

The Shoreline Police are committed to the core values of Leadership, Integrity, Service and Teamwork. We firmly believe in our core values and let these values guide all work that we do in the community.

Goals & Objectives

In order to realize this mission, the City of Shoreline Police Department has adopted the following goals and objectives:

Goal # 1: Provide high-quality, cost-effective, and accountable services to the City of Shoreline

Objective: Provide responsive services to residents.

Objective: Provide cost-effective services to residents.

Goal # 2: Reduce crime and the fear of crime

Objective: Use information for crime analysis

Objective: Apprehend offenders

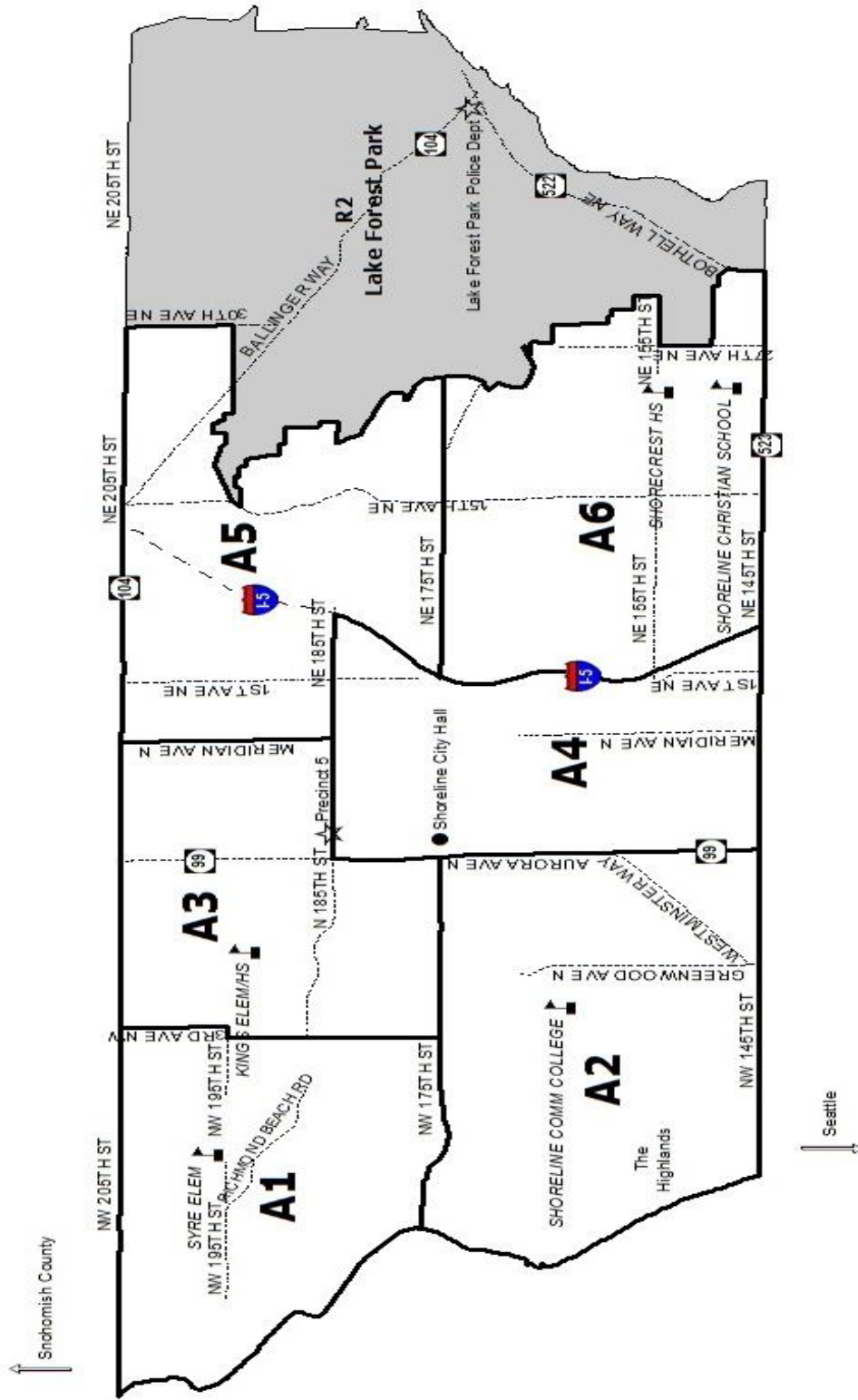
Objective: Prevent crime

Objective: Improve residents' feeling of security

Goal # 3: Increase diversity, including gender diversity, in the workplace



City of Shoreline Patrol Districts



City of Shoreline Police Service Highlights 2017



City Cost Comparison

The annual police cost comparison study is conducted by the KCSO Contracts Unit. The study accounts for budget differences and may factor in (or out) certain line items in order to allow for “apples-to-apples” comparisons. Shoreline’s cost per capita here is different than the contract cost per capita, which only includes Shoreline’s law enforcement contract paid to the county.

City	2017 Police Budget	2017 Population	2017 Sworn	Cost/ Capita	Cost/ Sworn	Sworn/ 1000	
Algona	\$1,304,202	3,180	8.00	\$410	\$163,025	2.52	
Auburn	\$26,897,517	78,960	118.00	\$341	\$227,945	1.49	
Beaux Arts	\$23,173	300	0.10	\$77	\$231,730	0.33	
Bellevue	\$35,673,299	140,700	184.00	\$254	\$193,877	1.31	
Black Diamond	\$2,043,717	4,335	9.00	\$471	\$227,080	2.08	
Bothell	\$14,416,436	44,370	61.00	\$325	\$236,335	1.37	
Burien	\$12,045,000	50,680	53.30	\$238	\$225,985	1.05	
Carnation	\$568,407	2,030	2.38	\$280	\$238,826	1.17	
Clyde Hill	\$1,592,600	3,015	9.00	\$528	\$176,956	2.99	
Covington	\$3,906,203	19,850	18.14	\$197	\$215,336	0.91	
Des Moines	\$10,200,914	30,860	35.00	\$331	\$291,455	1.13	
Duvall	\$2,229,426	7,500	14.00	\$297	\$159,245	1.87	
Edmonds	\$10,238,320	41,260	55.00	\$248	\$186,151	1.33	
Federal Way	\$23,802,372	96,350	135.00	\$247	\$176,314	1.40	
Hunts Point	\$327,425	415	1.20	\$789	\$272,854	2.89	
Issaquah	\$8,494,180	36,030	37.00	\$236	\$229,572	1.03	
Kenmore	\$3,491,011	22,580	16.27	\$155	\$214,567	0.72	
Kent	\$36,458,720	127,100	153.00	\$287	\$238,292	1.20	
Kirkland	\$22,506,299	86,080	89.00	\$261	\$252,880	1.03	
Lake Forest Park	\$3,329,996	12,990	19.00	\$256	\$175,263	1.46	
Lynnwood	\$15,145,943	36,950	84.00	\$410	\$180,309	2.27	
Maple Valley	\$4,613,510	24,900	20.12	\$185	\$229,300	0.81	
Marysville	\$15,798,872	65,900	69.00	\$240	\$228,969	1.05	
Medina	\$2,285,126	3,205	9.00	\$713	\$253,903	2.81	
Mercer Island	\$6,712,715	24,210	30.00	\$277	\$223,757	1.24	
Mill Creek	\$4,165,284	19,960	26.00	\$209	\$160,203	1.30	
Mukilteo	\$4,684,150	21,240	28.00	\$221	\$167,291	1.32	
Newcastle	\$2,168,920	11,280	10.07	\$192	\$215,384	0.89	
Normandy Park	\$1,739,300	6,595	9.00	\$264	\$193,256	1.36	
North Bend	\$1,689,656	6,605	9.20	\$256	\$183,658	1.39	
Puyallup	\$15,479,339	40,500	58.00	\$382	\$266,885	1.43	
Redmond	\$18,538,465	62,110	65.00	\$298	\$285,207	1.05	
Renton	\$35,141,917	102,700	129.00	\$342	\$272,418	1.26	
Sammamish	\$6,958,521	62,240	32.82	\$112	\$212,021	0.53	
SeaTac	\$10,282,321	28,850	45.14	\$356	\$227,787	1.56	
Seattle	\$320,568,110	713,700	1456.00	\$449	\$220,170	2.04	
Shoreline	\$12,218,303	55,060	52.06	\$222	\$234,697	0.95	
Skykomish	\$30,000	200	0.10	\$150	\$300,000	0.50	
Snoqualmie	\$4,263,071	13,210	19.80	\$323	\$215,307	1.50	
Sumner	\$4,257,290	9,920	19.00	\$429	\$224,068	1.92	
Tukwila	\$16,684,325	19,660	79.00	\$849	\$211,194	4.02	
University Place	\$3,653,395	32,610	15.00	\$112	\$243,560	0.46	
Woodinville	\$3,355,923	11,660	14.88	\$288	\$225,532	1.28	
Yarrow Point	\$414,556	1,040	2.00	\$399	\$207,278	1.92	
				Partner City Averages (weighted)	\$206	\$224,815	0.92
				Non-Partner City Averages (weighted)	\$354	\$221,059	1.60

Data sources:

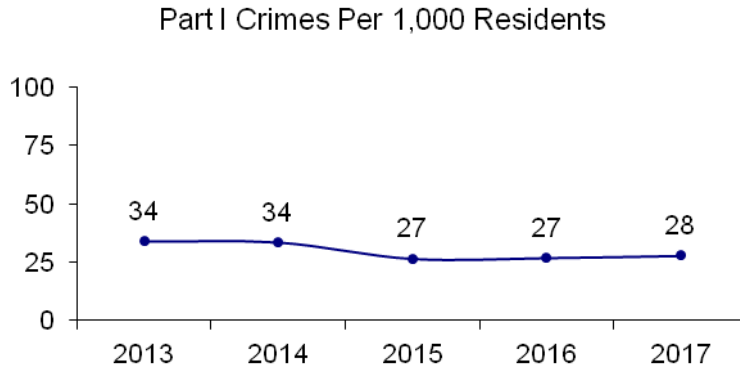


1. Budgets found on city websites or via city finance personnel. Population is from OFM.



Shoreline's Crime Rate

The Crime Rate is a calculation of the number of Part I Crimes divided by population in thousands. Part I Crimes is a category of crimes established by the Federal Bureau of Investigation (FBI). It includes criminal homicide, forcible rape, robbery, aggravated assault, burglary, larceny-theft, motor vehicle theft, and arson.



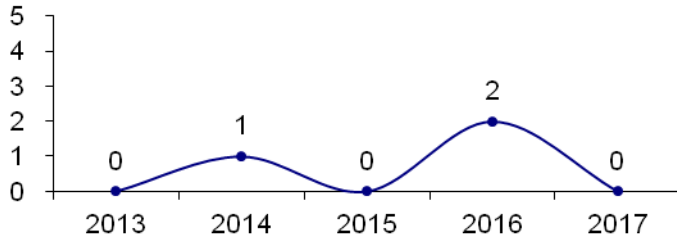
Source: Police Services Data



Part I Violent Crimes against People

Part I Crimes include crimes categorized as “violent crimes” or “crimes against people.” The following are Shoreline’s Part I Violent Crimes.

Homicide

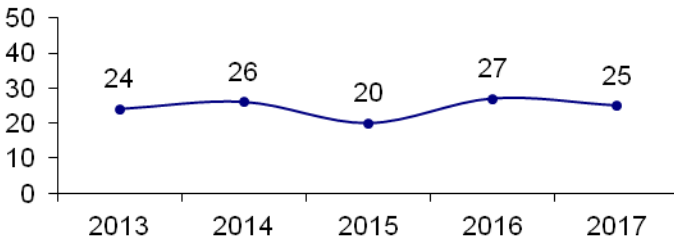


Source for all below: Police Services Data

Homicide

The willful killing of one human being by another. Includes murder and non-negligent manslaughter, justifiable homicide, and manslaughter by negligence.

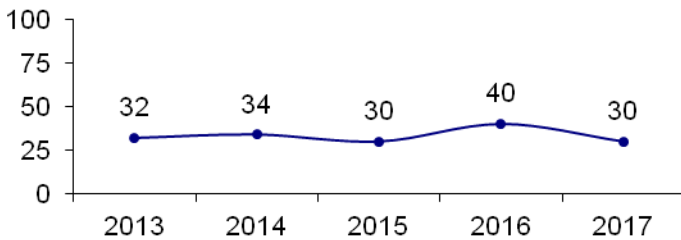
Rape



Rape

Rapes by force and attempts or assaults to rape, regardless of the age of the victim, are included in this count. Statutory offenses (no force used—victim under age of consent) are excluded.

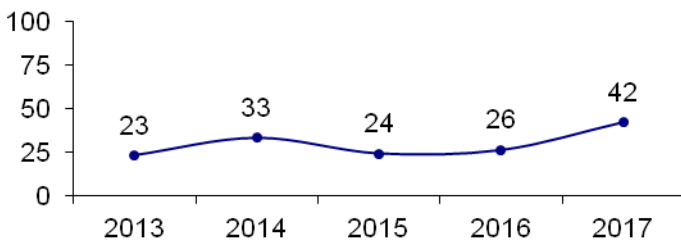
Aggravated Assault



Aggravated Assault

Aggravated assault is an unlawful attack by one person upon another for the purpose of inflicting severe or aggravated bodily injury. This type of assault usually is accompanied by the use of a weapon or by means likely to produce death or great bodily harm.

Robbery



Robbery

Robbery is the taking or attempting to take anything of value from the care, custody, or control of a person by force, threat of force, violence, or by putting the victim in fear.

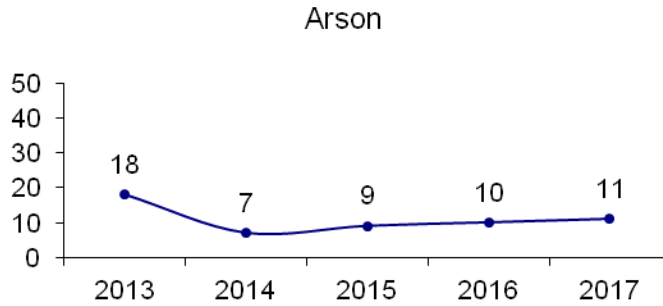


Part I Non-Violent Crimes against Property

The second group of Part I Crimes is known as “non-violent crimes,” “crimes against property,” or “property crimes.” The following are Shoreline’s Part I Crimes against Property. Information about vehicle theft, also included in this category, can be found with traffic and automobile incident information.

Arson

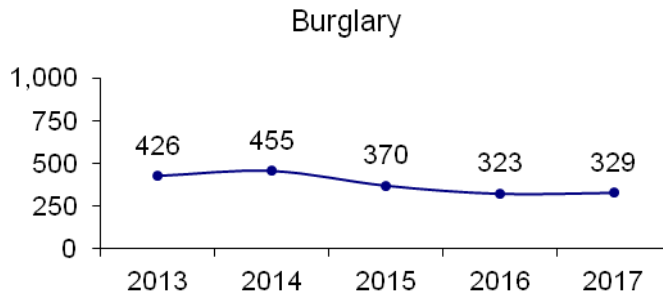
Arson is any willful or malicious burning or attempt to burn, with or without intent to defraud, a dwelling house, public building, motor vehicle or aircraft, or personal property of another.



Source for all below: Police Services Data

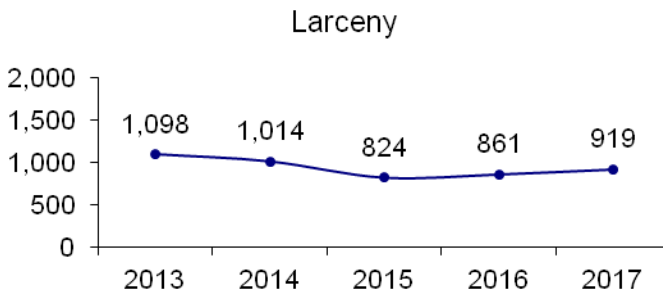
Burglary (breaking or entering)

Burglary is the unlawful entry of a commercial or residential structure with the intent to commit a crime. Attempted forcible entry is included.



Larceny (except vehicles)

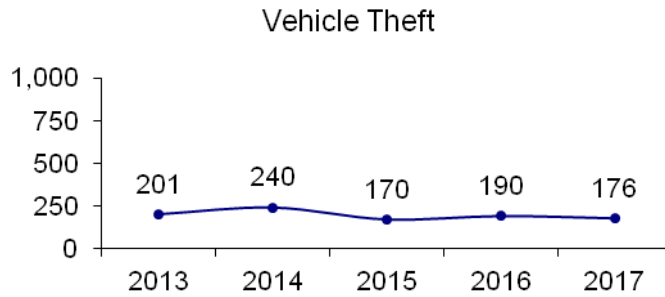
Larceny is the unlawful taking, carrying, leading, or riding away of property of any value amount from the possession or constructive possession of another. Examples are thefts of bicycles, motor vehicle parts and accessories, shoplifting, pocket-picking, or the stealing of any property or article that is not taken by force and violence or by fraud. Attempted larcenies are included. Embezzlement, forgery, check fraud, and like crimes are excluded.



Traffic and Automobile Incident Information

Vehicle Theft

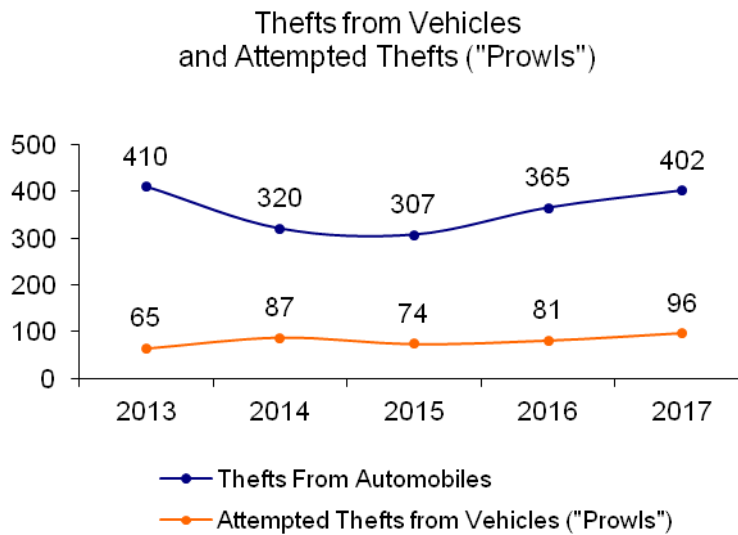
Vehicle theft is included in Part I Crimes against Property. It is the theft or attempted theft of a motor vehicle, which is defined as being self-propelled and running on a land surface and not on rails. Motorboats, construction equipment, airplanes, and farming equipment are specifically excluded from this category.



Source: Police Services Data

Thefts and Attempted Thefts ("Prowls") from Automobiles

A theft or attempted theft ("prowl") from an automobile is the act or attempted act of taking something from the inside of an automobile.



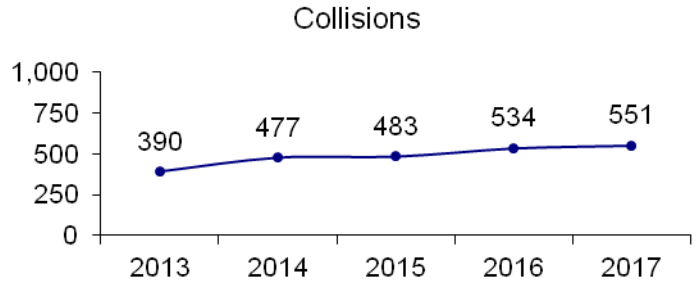
Source: Police Services Data and CAD System



Shoreline Police Department Traffic Programs

Traffic Collisions

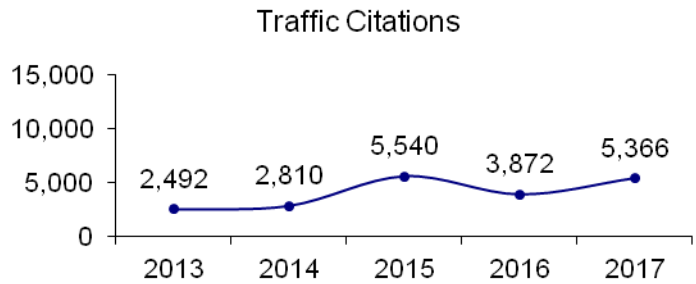
Collision information includes reports for injury, non-injury, and fatality vehicle collisions. Driving under the influence (DUI) collisions and hit-and-runs are excluded from this category.



Source: Police Services Data

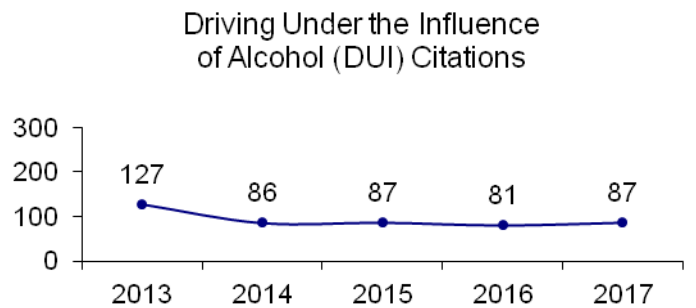
Traffic Citations

Traffic citations include reports of all moving/hazardous violations (such as all accidents, driving under the influence, speeding, and reckless driving), and non-moving compliance violations (such as defective equipment and parking violations).



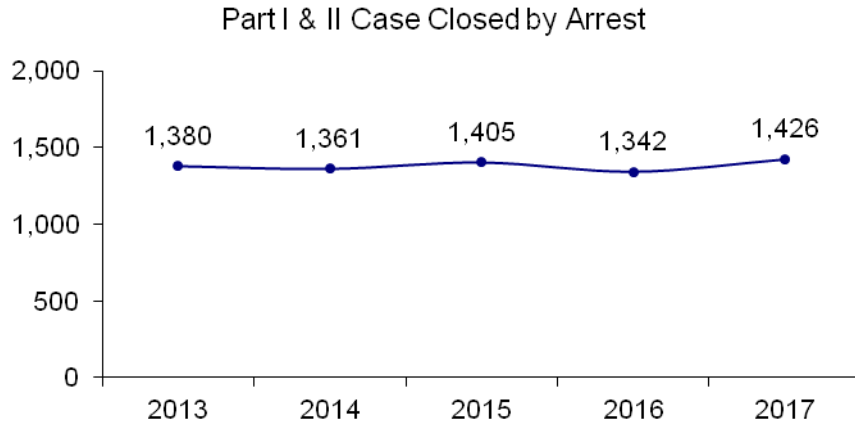
DUI Citations

Driving under the influence of alcohol citations are included in the above count for traffic citations, but are broken out here to show trends.



Part I & II Cases Closed by Arrest

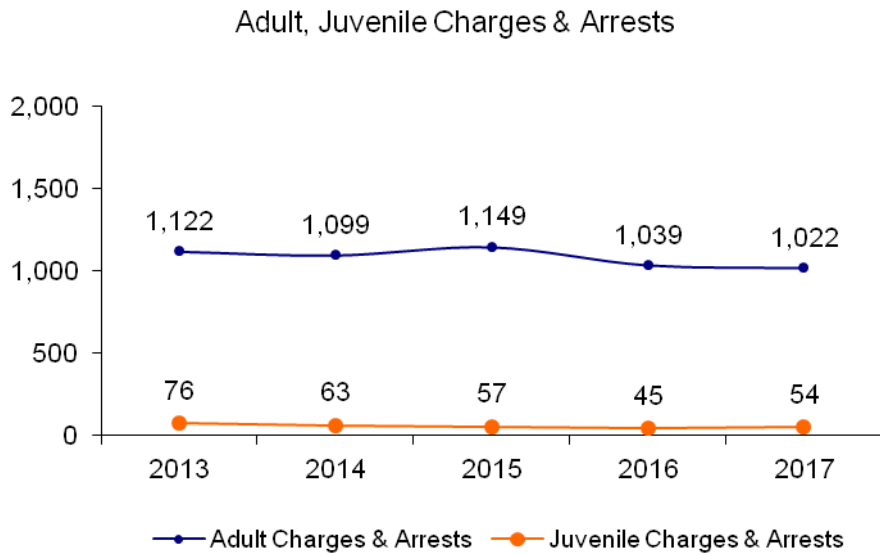
The cases below represent incidents where an officer or detective has recommended that the King County Prosecutor’s Office file criminal charges against the case suspect. These criminal charges may result in an arrest or another form of punitive action, such as a citation. A prosecuting attorney is solely responsible for the decision to formally file charges and prosecute defendants.



Source: KCSO RPIS Unit

Adult and Juvenile Charges and Arrests

One or more charges can result from a single arrest. Charges also can be filed when probable cause exists against a person who may not have been arrested. The following are the total number of felony and misdemeanor charges and arrests by adult and juvenile status.



Source: Police Services Data

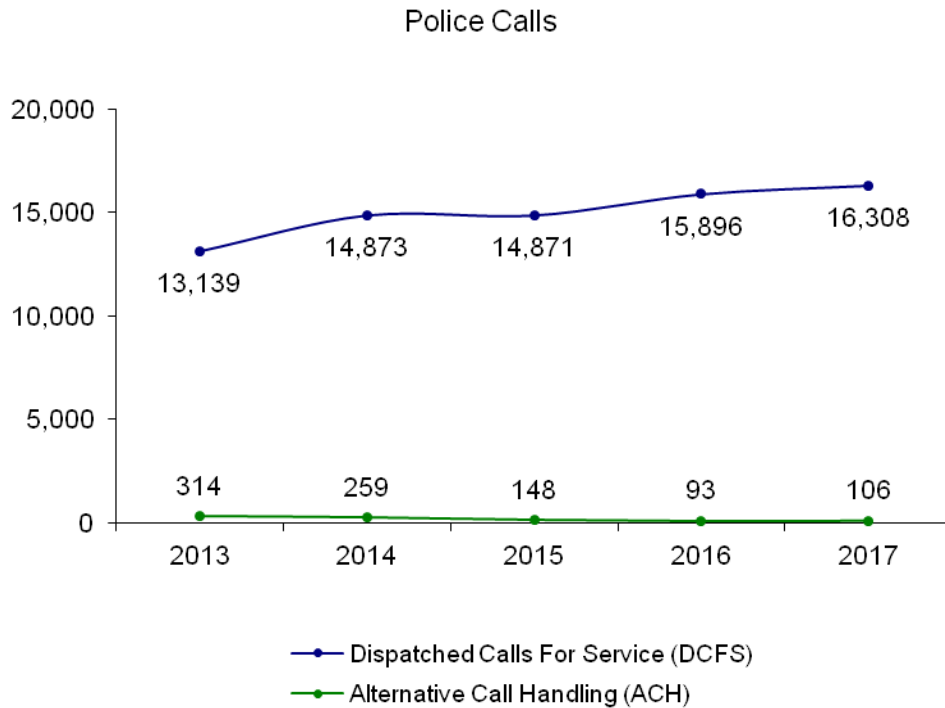


Calls for Police Assistance

The public receives police assistance in a variety of ways. Residents can call the Emergency 911 Communications Center to have one or more officers dispatched to the field, called a “dispatched call for service.”

In addition to dispatched calls for service, 911 center operators can take certain types of reports over the phone through alternative call handling (ACH). This allows police officers more time to respond to those who need an officer present at the location of their incident.

Following are the numbers of dispatched calls for service (DCFS) and alternative call handling (ACH) incidents reported.



Source: Police Services Data and CAD



Response Times to High Priority Calls

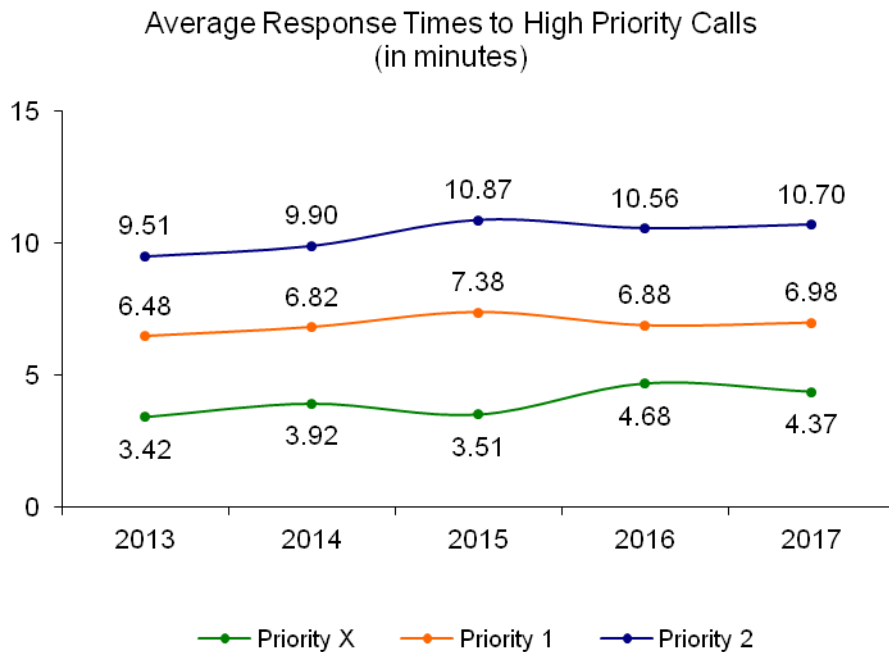
When calls for police assistance are received by the Emergency 911 Communications Center, they are entered into the Computer Aided Dispatch (CAD) system and given a “priority” based on the criteria described below. If the call receiver is in doubt as to the appropriate priority, the call is assigned the higher of the two priority designators in question.

“Priority X” designates critical dispatches. These are incidents that pose an obvious danger to the life of an officer or citizen. It is used for felony crimes in-progress where the possibility of confrontation between a victim and suspect exists. Examples include shootings, stabbings, robberies or burglaries.

“Priority 1” designates immediate dispatches. These are calls that require immediate police action. Examples include silent alarms, injury traffic accidents, in-progress crimes or crimes so recent that the suspect may still be in the immediate area.

“Priority 2” designates prompt dispatches. These are calls that could escalate to a more serious degree if not policed quickly. Examples include verbal disturbances and blocking traffic accidents.

Following are the City of Shoreline’s Police response times for the above priority calls. Response times include all time from the receipt of a phone call to the moment an officer arrives at the location of the incident.



Source: Police Services Data

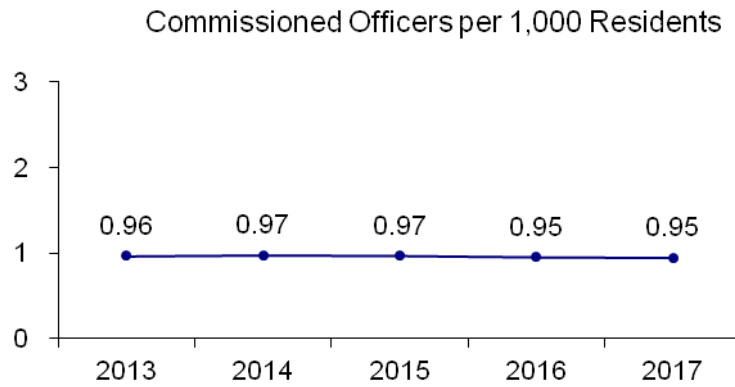


Computer Aided Dispatch (CAD): A computerized communication system used by emergency response agencies for dispatching and tracking calls for emergency assistance.



Commissioned Officers per 1,000 Residents

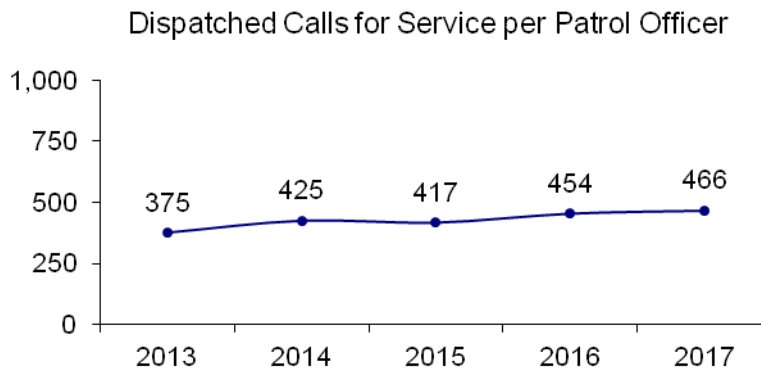
Commissioned officers per 1,000 residents shows how many commissioned police officers are employed by Shoreline for every 1,000 residents. The total number of commissioned officers includes full-time dedicated officers, plus officers who work in supervisory or other non-patrol related positions, as well as, officers that work in specialty units that are on-call for the city. Although the number of Shoreline’s dedicated officers may stay the same from year to year, the number of officers that respond to calls for service can change with the city’s needs. Therefore, the number of total commissioned officers can increase or decrease depending on Shoreline’s service needs from year to year.



Source: KCSO Contracts Unit

Dispatched Calls for Service (DCFS) per Patrol Officer

Dispatched calls for service (DCFS) per patrol officer is the average number of dispatched calls one patrol officer responds to within a year. This number uses only dispatched calls Shoreline pays for and does not include the number of responses an officer initiates (such as, witnessing and responding to traffic violations, called “on views”). Also, the numbers below are *patrol only* and exclude non-patrol commissioned officers (such as, supervisors or special duty officers/detectives).



Source: KCSO Contracts Unit

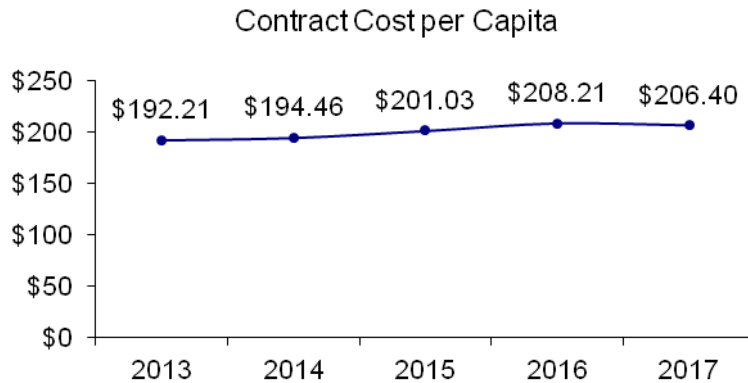


Costs of Police Services per Capita

The City of Shoreline contracts with the King County Sheriff's Office (KCSO) for police services. Among other benefits, contracting for services from a larger law enforcement agency allows for cost savings through "economies of scale." Specific economies of scale provided through the contract with KCSO include:

- Mutual aid agreements with other law enforcement agencies in Washington State
- A large pool of officers if back-up help as necessary
- Coverage if city officers are away
- Expertise of specialized units to assist officers
- Experienced officers to select from for city staffing
- Cost sharing throughout the department to keep city costs down

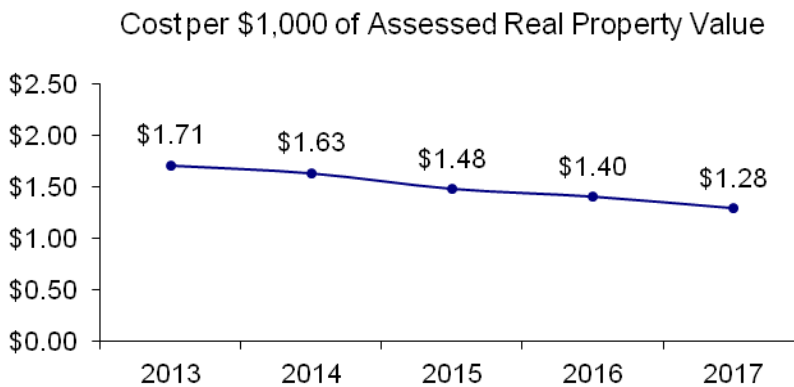
Costs for police services vary depending on a city's resources and the level and type of police services the community wants. The City of Shoreline may have additional funds or expenditures for special projects or programs as part of the city's law enforcement budget. These additional costs are not reflected in the contract cost per capita which shows the contract cost for police services divided by Shoreline's population.



Source: KCSO Contracts Unit

Cost per \$1,000 of Assessed Real Property Value

Cost per \$1,000 of assessed real property value shows Shoreline's contract cost in relationship to the property values of Shoreline.



Source: King County Assessor's Office



City of Shoreline Police Service Data 2017



**City of SHORELINE
Annual Statistics 2017**

CRIME SUMMARY	1-Q	2-Q	3-Q	4-Q	YTD
TOTAL PART 1 OFFENSES	389	448	353	342	1532
TOTAL PART 2 OFFENSES	533	571	521	491	2116
Officers Assaulted	1	0	0	1	2
Total Domestic Violence Offenses	60	75	69	71	275
Gang Incidents	5	4	1	3	13
Total Adult Arrests	246	239	276	261	1022

AUTO RECOVERIES	1-Q	2-Q	3-Q	4-Q	YTD
Inside / Inside	17	21	18	10	66
Outside / Inside	28	20	17	17	82

PART 1 Cases Closed/Cleared					
for the following offenses:	1-Q	2-Q	3-Q	4-Q	YTD
Homicide	0	0	0	0	0
Rape (including attempt)	4	3	0	1	8
Robbery	0	3	3	0	6
Aggravated Assault	4	7	2	5	18
Commercial Burglary	2	4	2	3	11
Residential Burglary	1	3	4	2	10
Larceny	48	27	27	31	133
Arson	2	2	0	3	7
TOTAL	61	49	38	45	193

PART 2 Cases Closed/Cleared					
for the following offenses:	1-Q	2-Q	3-Q	4-Q	YTD
Assault 4th Degree	25	28	32	28	113
Narcotics	25	21	20	12	78
Check Frauds	4	3	3	4	14
TOTAL	54	52	55	44	205



**City of SHORELINE
Annual Statistics 2017**

PART 1 OFFENSES	1-Q	2-Q	3-Q	4-Q	YTD
Assault, Hands	4	7	5	2	18
Assault, Knife	1	1	1	0	3
Assault, Firearm	0	2	1	2	5
Assault, ODW	0	3	0	1	4
HOMICIDE	0	0	0	0	0
Robbery, Bank	0	0	0	0	0
Robbery, Chain Store	1	5	4	3	13
Robbery, Commercial	0	0	0	0	0
Robbery, Gas Station	1	0	0	0	1
Robbery, Highway	4	5	1	1	11
Robbery, Miscellaneous	1	3	4	5	13
Robbery, Residence	0	3	0	0	3
Robbery, Carjack	0	0	1	0	1
Attempted Rape	0	0	0	0	0
Rape	4	5	3	9	21
Child Rape	1	2	0	1	4
Comm Burglary, FE	16	15	17	24	72
Comm Burglary, NF	13	5	7	6	31
Comm Burglary, ATT	2	1	3	2	8
Residential Burglary, FE	42	26	26	39	133
Residential Burglary, NF	16	22	15	16	69
Residential Burglary,ATT	4	6	3	3	16
Larceny	229	273	234	183	919
Vehicle Theft	47	60	25	41	173
Truck-Bus Theft	0	0	0	0	0
Other Vehicle Theft	1	1	0	1	3
Theft Boat/RV	0	0	0	0	0
Arson Confirmed	2	3	3	3	11
TOTAL PART 1 OFFENSES	389	448	353	342	1532



**City of SHORELINE
Annual Statistics 2017**

PART 2 OFFENSES	1-Q	2-Q	3-Q	4-Q	YTD
Assault 4th Degree	43	45	43	45	176
Total Sex Offenses	29	26	24	27	106
Family/Juvenile Offenses	42	38	28	24	132
Forgery/Fraud Offenses	61	71	53	52	237
Commercial Vice	3	3	1	4	11
Gambling, Other	0	0	0	0	0
Kidnapping	1	0	0	2	3
Weapons	3	3	2	4	12
All Other	107	90	78	75	350
Viol Crt Order (misd)	14	21	25	13	73
Viol Crt Order (felony)	2	2	5	1	10
Hate Crimes	1	0	0	0	1
Stolen Property	3	4	1	2	10
Trespass	88	97	101	99	385
Vandalism	68	105	89	89	351
Disorderly Conduct	1	1	0	0	2
Liquor Violation	16	21	29	17	83
D U I	26	23	22	25	96
HEROIN, etc	13	7	12	9	41
SYNTHETIC NARCOTICS	7	8	5	1	21
OTHER NARCOTICS	4	3	3	0	10
MARIJUANA	1	3	0	2	6
TOTAL PART 2 OFFENSES	533	571	521	491	2116



**City of SHORELINE
Annual Statistics 2017**

Dispatched Calls for Service	1-Q	2-Q	3-Q	4-Q	YTD
	A1	272	397	417	328
A2	560	629	572	588	2349
A3	907	949	1076	939	3871
A4	636	747	822	776	2981
A5	674	784	752	598	2808
A6	628	770	792	696	2886
TOTAL DCFS	3677	4276	4431	3925	16309

AVG Response Time	1-Q	2-Q	3-Q	4-Q
Critical Dispatch X=	3.69	5.57	4.81	3.91
Immediate Dispatch 1=	7.60	6.61	6.65	7.18
Prompt Dispatch 2=	10.31	11.13	10.81	10.52
Routine Dispatch 3=	24.87	26.24	27.20	27.33

LARCENY OFFENSES	1-Q	2-Q	3-Q	4-Q	YTD
D/D	0	1	1	2	4
Gas	0	0	0	0	0
APA	3	1	2	1	7
Bike	3	10	13	1	27
COMD	1	0	0	0	1
NSC	30	24	33	23	110
P/P	5	1	5	0	11
P/S	2	3	2	2	9
S/L	52	38	34	47	171
TFA	86	134	110	72	402
TFB	47	61	34	35	177
TOTAL	229	273	234	183	919



**City of SHORELINE
Annual Statistics 2017**

ARRESTS					
Juvenile Arrests	1-Q	2-Q	3-Q	4-Q	YTD
Felony	2	3	0	2	7
Misdemeanor	16	13	8	10	47
Homicide	0	0	0	0	0
JUVENILE ARREST TOTAL	18	16	8	12	54
Adult Arrests	1-Q	2-Q	3-Q	4-Q	YTD
Felony	36	40	51	47	174
Misdemeanor	210	199	225	214	848
Homicide	0	0	0	0	0
ADULT ARREST TOTAL	246	239	276	261	1022
Grand Total Arrests	264	255	284	273	1076



**City of SHORELINE
Annual Statistics 2017**

JUVENILE FEL. ARRESTS	1-Q	2-Q	3-Q	4-Q	YTD
Aggravated Assault	0	1	0	0	1
Arson	0	0	0	0	0
Burglary	0	0	0	0	0
Counterfeiting / Forgery	0	0	0	0	0
Disorderly Conduct	0	0	0	0	0
D U I	0	0	0	0	0
Embezzlement	0	0	0	0	0
Forcible Rape	0	0	0	0	0
Fraud	0	0	0	0	0
Gambling, Other	0	0	0	0	0
Larceny	0	0	0	0	0
Liquor Violation	0	0	0	0	0
Marijuana	0	0	0	0	0
Narcotics / Drug Violation	0	0	0	0	0
Other (except Traffic)	0	0	0	0	0
Other (Traffic Violations)	0	0	0	0	0
Prostitution - VICE	0	0	0	0	0
Robbery	0	2	0	2	4
Sex Offense (No Rape)	0	0	0	0	0
Simple Assault	0	0	0	0	0
Stolen Property	1	0	0	0	1
Vandalism	0	0	0	0	0
Vehicle Theft	1	0	0	0	1
Weapons Violations	0	0	0	0	0
TOTAL	2	3	0	2	7

JUVENILE MILD ARRESTS	1-Q	2-Q	3-Q	4-Q	YTD
Aggravated Assault	0	0	0	0	0
Arson	0	0	0	0	0
Burglary	0	0	0	0	0
Counterfeiting / Forgery	0	0	0	0	0
Court Order Violation	1	1	0	0	2
Disorderly Conduct	0	0	0	0	0
D U I	0	0	0	0	0
Embezzlement	0	0	0	0	0
Forcible Rape	0	0	0	0	0
Fraud	0	0	0	0	0
Gambling, Other	0	0	0	0	0
Larceny	5	2	0	2	9
Liquor Violation	3	1	0	1	5
Marijuana	1	4	1	0	6
Narcotics / Drug Violation	0	1	1	0	2
Other (except Traffic)	1	1	0	1	3
Other (Traffic Violations)	0	0	1	2	3
Prostitution - VICE	0	0	0	0	0
Robbery	0	0	0	0	0
Sex Offense (No Rape)	0	0	0	0	0
Simple Assault	3	2	1	3	9
Stolen Property	0	0	0	0	0
Vandalism	0	1	2	0	3
Vehicle Theft	0	0	0	0	0
Weapons Violations	2	0	2	1	5
TOTAL	16	13	8	10	47



**City of SHORELINE
Annual Statistics 2017**

ADULT FELONY ARRESTS	1-Q	2-Q	3-Q	4-Q	YTD
Aggravated Assault	3	4	3	5	15
Arson	0	1	0	2	3
Burglary	2	5	8	6	21
Counterfeiting / Forgery	0	1	0	2	3
Court Order Violation	3	2	6	2	13
Disorderly Conduct	0	0	0	0	0
D U I	0	0	0	1	1
Embezzlement	0	0	0	0	0
Forcible Rape	1	1	0	0	2
Fraud	2	2	3	2	9
Gambling, Other	0	0	0	0	0
Larceny	0	1	0	0	1
Liquor Violation	0	0	0	0	0
Marijuana	0	0	0	0	0
Narcotics / Drug Violation	14	12	14	14	54
Other (except Traffic)	2	1	1	5	9
Other (Traffic Violations)	1	0	2	1	4
Prostitution - VICE	0	0	0	0	0
Robbery	0	1	4	1	6
Sex Offense (No Rape)	0	0	0	0	0
Simple Assault	1	0	0	0	1
Stolen Property	3	1	5	1	10
Vandalism	0	1	0	0	1
Vehicle Theft	3	7	4	3	17
Weapons Violations	1	0	1	2	4
TOTAL	36	40	51	47	174

ADULT MISD ARRESTS	1-Q	2-Q	3-Q	4-Q	YTD
Aggravated Assault	0	0	0	1	1
Arson	0	0	0	0	0
Burglary	1	0	0	0	1
Counterfeiting / Forgery	1	0	1	0	2
Court Order Violation	9	14	16	11	50
Disorderly Conduct	0	1	0	0	1
D U I	24	21	19	21	85
Embezzlement	0	0	0	0	0
Forcible Rape	0	0	0	0	0
Fraud	1	0	2	0	3
Gambling, Other	0	0	0	0	0
Larceny	43	25	26	36	130
Liquor Violation	0	1	6	2	9
Marijuana	0	1	0	1	2
Narcotics / Drug Violation	9	7	10	7	33
Other (except Traffic)	19	29	23	17	88
Other (Traffic Violations)	69	58	85	87	299
Prostitution - VICE	0	0	0	0	0
Robbery	0	0	0	0	0
Sex Offense (No Rape)	0	0	0	0	0
Simple Assault	22	29	30	22	103
Stolen Property	1	2	1	2	6
Vandalism	9	11	6	6	32
Vehicle Theft	1	0	0	0	1
Weapons Violations	1	0	0	1	2
TOTAL	210	199	225	214	848

